



REMEMBER THE FEELING?



DUVAIR

DUVAIR WARM AIR DUVETS

PRODUCT DESCRIPTION

Are used for optimization of the body temperature of surgical, postoperative and intensive care patients.
Are used for warming of the body, when the duvet is connected to a temperature controlled air blower.
Nonsterile product can be washed and reused at least 150 times.
Can be washed at up to 95° Celsius.
Reduces risk factors during anesthesia such as arrhythmia, prolonged awakening, hypo- or hyperthermia and cold shivering.

UPPERBODY DUVET

Covers chest, arms and shoulders during surgical procedures on the lower part of the body.
Size approx. 70 x 210 cm. Weight approx. 300 g. Order no. 92056

LONG UPPERBODY DUVET

Covers chest, stomach, arms and shoulders during surgical procedures on the lower part of the body.
Size approx. 120 x 210 cm. Weight approx. 400 g. Order no. 92066

3/4 BODY DUVET

Covers lower part of the body for surgery in chest, shoulders, arms, neck or head.
Size approx. 110 x 150 cm. Weight approx. 350 g. Order no. 92057

FULLBODY DUVET

Covers whole body for surgery in neck and head or for recovery and intensive care.
Size approx. 110 x 200 cm. Weight approx. 500 g. Order no. 92157

UNIVERSAL DUVET

Covers head, back, shoulder and arms for patients in simple sidelying. Can also be used for back operations.
Size approx. 120 x 150 cm. Weight approx. 300 g. Order no. 92556

SIDELYING DUVET

Covers upperbody, head and arms during surgical procedures made sidelying with 2 arm supports.
Size approx. 110 x 160 cm. Weight approx. 400 g.
Right sidelying: Order no. 92156 Left sidelying: Order no. 92166

EXTENSION BED DUVET

Spine
Size approx. 170 x 180 cm. Weight approx. 500 g.
Right extension bed: Order no. 92256 Left extension bed: Order no. 92266

GYN / TUR DUVET

Covers feet, legs, stomach, upperbody, arms and hands on patients lying in gynaecology bed.
Size approx. 200 x 210 cm. Weight approx. 700 g. Order no. 92366

BABY DUVET

Small duvet for surgery on babies and small children
Size approx. 90 x 110 cm. Weight approx. 200 g. Order no. 92257

BABY BAG DUVET

“Sleeping bag” for intensive care of babies and small children
Size approx. 70 x 80 cm. Weight approx. 200 g. Order no. 92258

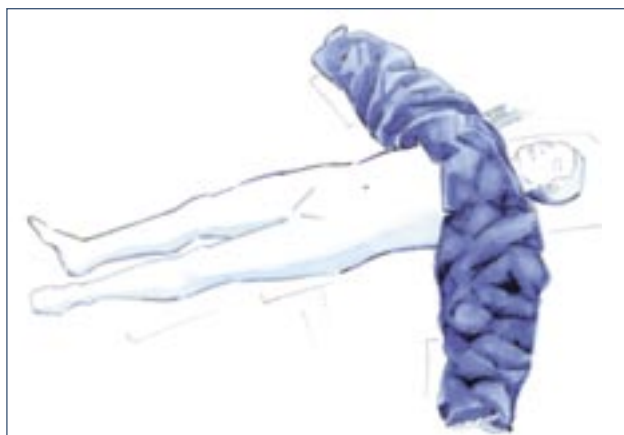
SHOULDER DUVET

Covers whole body except head and the shoulder and arm to be operated on.
To be used on patients sitting, half sitting or lying on the back for surgery in the shoulder.
Size approx. 180 x 220 cm. Weight approx. 600 g.
Right shoulder: Order no. 92456 Left shoulder: Order no. 92466

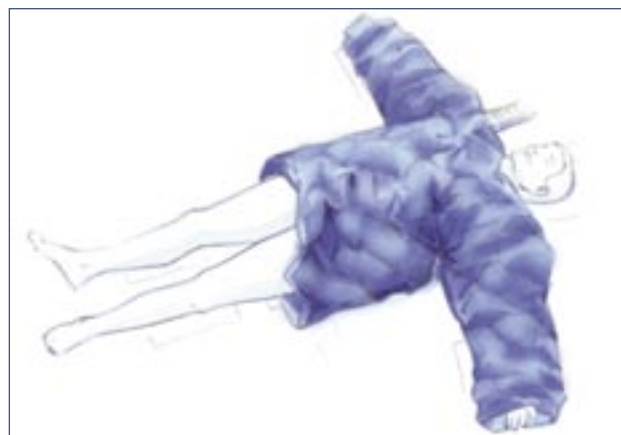
TUBE DUVET

Surrounds the body and the legs from the side with patient lying on the back or on the stomach.
Size approx. 30 x 400 cm. Weight approx. 300 g. Order no. 92167

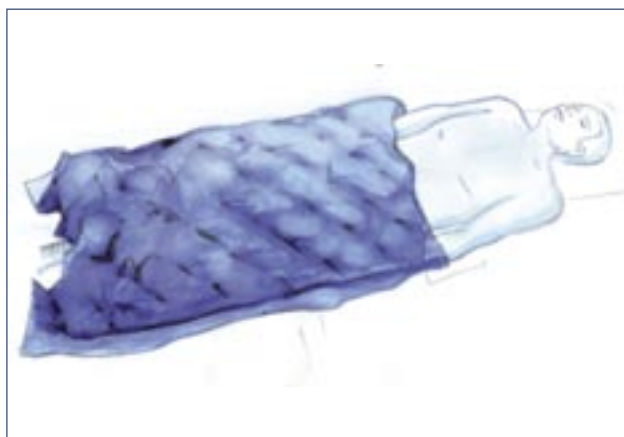
DUVAIR WARM AIR DUVETS



UPPERBODY DUVET
REF 92056



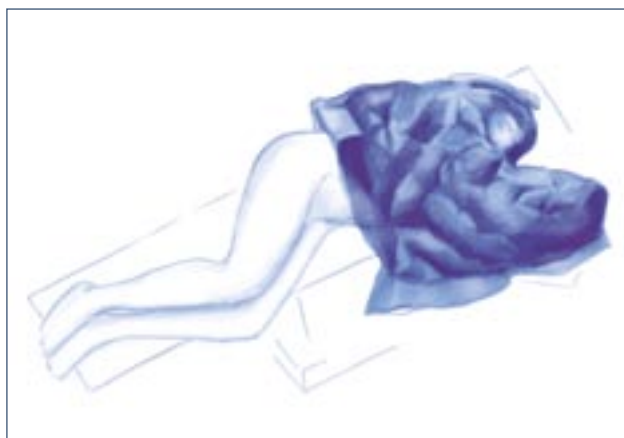
LONG UPPERBODY DUVET
REF 92066



$\frac{3}{4}$ BODY DUVET
REF 92057



FULLBODY DUVET
REF 92157



UNIVERSAL DUVET
REF 92556



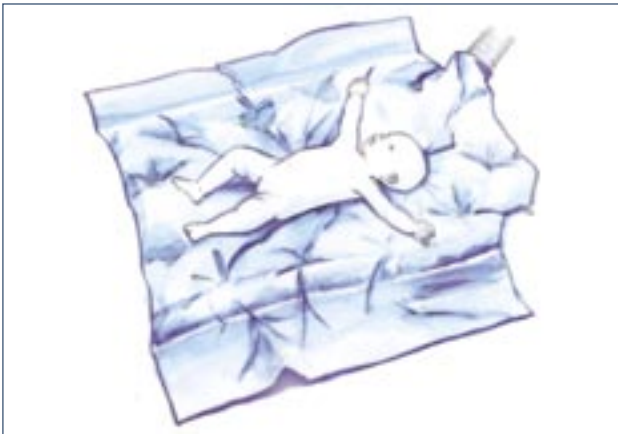
SIDELYING DUVET
REF 92156 / 92166



EXTENSION BED DUVET
REF 92256 / REF 92266



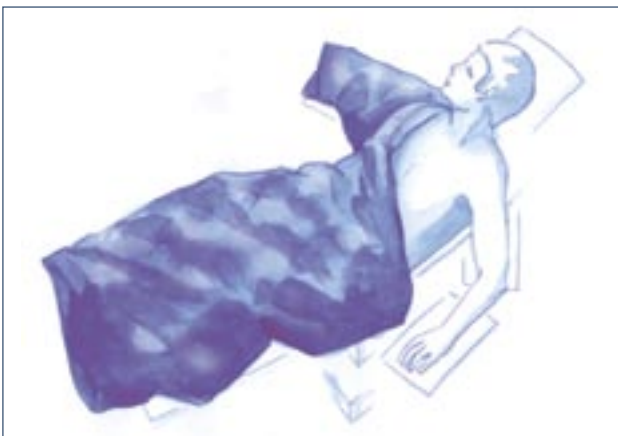
GYN / TUR DUVET
REF 92366



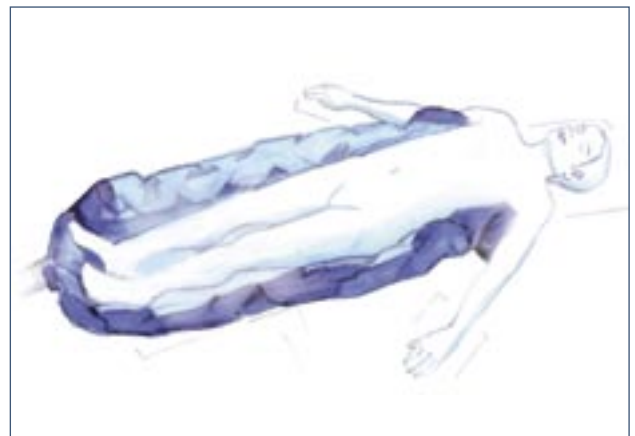
BABY DUVET
REF 92257



BABY BAG DUVET
REF 92258



SHOULDER DUVET
REF 92456 / REF92466



TUBE DUVET
REF 92167

DIRECTIONS FOR USE

UPPERBODY DUVET

REF 92056

1. To be used for patients lying on the back or on the stomach.
2. Place duvet to cover upperbody, arms and hands.
3. Connect hose from warm air blower to duvet connection and secure the hose by pulling the elastic band.
4. Close the not used connection, by pulling the elastic band.
5. Start warm air blower and select suitable air temperature and volume.

LONG UPPERBODY DUVET

REF 92066

1. To be used for patients lying on the back or on the stomach.
2. Place duvet to cover arms, shoulders, chest and stomach or back.
3. Connect hose from warm air blower to duvet connection and secure the hose by pulling the elastic band.
4. Close the not used connection, by pulling the elastic band.
5. Start warm air blower and select suitable air temperature and volume.

¾ AND FULLBODY DUVET

REF 92057 / 92157

1. To be used for patients lying on back or stomach, with arms alongside the body.
2. Place duvet to cover the wanted part of the body, except the head.
3. Connect hose from warm air blower to duvet connection and secure the hose by pulling the elastic band.
4. Start warm air blower and select suitable air temperature and volume.

UNIVERSAL DUVET

REF 92556

1. To be used for patients lying on the back, on the stomach or sidelying.
2. Place duvet to cover upperbody, arms and hands. At sidelying cover also the head.
3. Connect hose from warm air blower to duvet connection and secure the hose by pulling the elastic band.
4. Close the not used connection, by pulling the elastic band.
5. Start warm air blower and select suitable air temperature and volume.

RIGHT AND LEFT SIDE LYING DUVET

REF 92156 / 92166

1. To be used for patients lying on their right or left side, with arms placed on supports.
2. Place duvet to cover upperbody, head, arms and hands.
3. Connect hose from warm air blower to duvet connection and secure the hose by pulling the elastic band.
4. Start warm air blower and select suitable air temperature and volume.

RIGHT EXTENSION BED DUVET

REF 92256

1. To be used for patients lying in right extension bed, with left arm placed on support, left leg on support and right arm on the chest.
2. Place duvet to cover chest, shoulders, arms, hands and left leg. Place foot-pocket over foot on left leg.
3. Connect hose from warm air blower to duvet connection and secure the hose by pulling the elastic band.
4. Start warm air blower and select suitable air temperature and volume.

LEFT EXTENSION BED DUVET

REF 92266

1. To be used for patients lying in left extension bed, with right arm placed on support, right leg on support and left arm on the chest.
2. Place duvet to cover chest, shoulders, arms, hands and right leg. Place foot-pocket over foot on right leg.
3. Connect hose from warm air blower to duvet connection and secure the hose by pulling the elastic band.
4. Start warm air blower and select suitable air temperature and volume.

GYN / TUR DUVET

REF 92366

1. To be used for patients lying in gynaecology bed.
2. Place duvet to cover feet, legs, stomach, upperbody, arms and hands.
3. Connect hose from warm air blower to duvet connection and secure the hose by pulling the elastic band.
4. Close the not used connection, by pulling the elastic band.
5. Start warm air blower and select suitable air temperature and volume.

BABY DUVET

REF 92257

1. To be used for operation at babies or infants. The patient is placed on top of the duvet.
2. Connect hose from warm air blower to duvet connection and secure the hose by pulling the elastic band.
3. Close the not used connection, by pulling the elastic band.
4. Start warm air blower and select suitable air temperature and volume.

BABY BAG DUVET

REF 92258

1. To be used for intensive care of babies or infants.
2. Connect hose from warm air blower to duvet connection and secure the hose by pulling the elastic band.
3. Start warm air blower and select suitable air temperature.

RIGHT AND LEFT SHOULDER DUVET

REF 92456 / REF92466

1. To be used for patients sitting, halvesitting or lying on the back at surgery in the shoulder
2. Place duvet to cover the full body except the head and the shoulder and arm to be operated on.
3. Connect hose from warm air blower to duvet connection and secure the hose by pulling the elastic band.
4. Start warm air blower and select suitable air temperature and volume.

TUBE DUVET

REF 92167

1. To be used for patients lying on back or stomach.
2. Place duvet to surround the legs and the body from the sides.
3. Connect hose from warm air blower to duvet connection and secure the hose by pulling the elastic band.
4. Start warm air blower and select suitable air temperature and volume.

OBSERVE

Duvet shall be used for optimization of patient's body temperature.

Duvet must only be connected to warm air blowers with the following characteristics:

Maximum air flow 100 m³ / hour and maximum air temperature 45° C

Duvet must be washed according to washing instructions before initial use and after each use.

WARNING


Monitor the patient's body temperature at regular intervals.

Do not use warm air therapy on ischemic limbs, as heat injuries may occur.

Special attention must be given to patients with poor circulation.

Always connect the hose to the duvet, so the warm air passes horizontal over, and not directly towards, the skin.

Never obstruct the patient's free respiration with the duvet.



FACTS ABOUT WARM AIR BLANKETS VERSUS REUSABLE WARM AIR DUVETS

FUNCTION

Single use blankets made from paper and plastic

- Have relatively large holes, which introduces a substantial draught when the air flows through the holes at high velocity.
- Are non-sterile. The only acceptable reason to use single-use articles is to ensure sterility.
- Are only available in a few standardised shapes and sizes. Very often there is not a suitable blanket for the patient's bed location, and valuable time is wasted by trying to fit an unfit blanket to the patient.
- Has to be tied and taped to stay in place. Tape is also necessary to exclude the draught from the surgery field. It is difficult and time-consuming to apply this tape.

DUVAIR reusable warm air duvets made from textiles

- Disperses the warm air around the patient by applying a low impulse blowing; a concept well known from the ventilating technique to obtain a complete non-draught blowing. Based on the numerous microscopic holes in the textile the feeling of draught has been eliminated.
- Will not liberate fluffs or other particles in the operating theatre.
- Special designed duvets can be supplied according to customer need.
- The warm air duvets are available in many shapes to accommodate different bed locations as being used at various types of operations. This means that the duvets can easily be adjusted to suit the actual bed location.

COMFORT

Single use blankets made from paper and plastic

- Are not comfortable and patient friendly, because the stiff materials makes it difficult to shape the blanket around the patient and adapt it to the particular bed position.

DUVAIR reusable warm air duvets made from textiles

- Are comfortable and patient friendly as the soft material makes it easy to form the duvet around the patient. The patient will experience a high degree of well being when surrounded by the soft textile materials.



ECONOMY

- Large savings can be accomplished by using reusable warm air duvets. When including all costs involved, (Acquisition, washing, and handling), the economy favours the use of reusable warm air duvets.
- Environmental factors also favour the use of reusable warm air duvets.

CONCLUSION

As function, comfort and economy all favours the use of reusable duvets, it can be concluded that:

- The functional advantages of the DUVAIR warm air duvets means time saved and better heating therapy and thus better anaesthesia and faster recovery for the patient.
- The great comfort of DUVAIR warm air duvets means higher patient contentment.
- The economic advantages of DUVAIR reusable warm air duvets imply that more patients can be given heating therapy.



MATERIAL SPECIFICATIONS, WASHING INSTRUCTIONS AND WARRANTY

The light blue side, which is always used towards the patient, is made from Polyester micro fibre: MicroPES. The dark blue side, which is always facing away from the patient, is made from Polyurethane coated microPES. These materials are woven from fibres which have the Oeko-tex approval class 1 (products for babies).

For more information about the Oeko-tex standards, we refer to www.oeko-tex.com where all values of the examined harmful substances are listed. But in summary: extremely low values of all known harmful substances are achieved, also for allergenic, carcinogenic etc.

The dark blue side of the baby duvet (REF 92257) is made from uncoated microPES, because this duvet, as the only one, is used by placing the patient on top of the duvet during surgery, and the dark blue side is then facing down towards the operation table. Because the material is uncoated, blood and other fluids can be transported through the duvet down to the operation table drapes.

All of the DUVAIR duvets should be washed in a washing machine at 95° C and can be dried in a tumbler drier at temperatures up to 120° C. Please observe that the duvets should be washed separately, although together with other duvets, for the first 2 washes due to surplus dye in the microPES material.

Experience shows that the duvets become completely clean by this washing procedure, but a problem with turmeric-dyed spirit, (often by mistake referred to as Iodine spirit) may arise, because this powerful yellow dye can be very difficult to wash out. Attention should be paid by the personnel involved to avoid spilling of dyed spirit.

The duvets must be washed before they are used for the first time, and always after each use.

The duvets can be autoclaved at max. 134° C / 2 bar, but no sterility testing has been performed after autoclaving. We issue no guarantee that the duvets are sterile after autoclaving, but we confirm that the duvets will withstand the temperature and pressure mentioned.

The duvets can be ironed at low temperature as recommended for synthetic material

The duvets must not be dry-cleaned and do not tolerate chlorine bleaching.

A measurement of airborne particles has been made at a distance of 10 cm from an inflated duvet in a clean room. This measurement confirms that the duvets do not produce any airborne particles. This applies also to duvets, which have been washed many times. The full measurement report can be provided at request.

Danish Technological Institute has made a series of measurements concluding that DUVAIR duvets do not compromise any safety functions in the most common warm air blowers on the market. Please ask for a copy of the report.

The duvets can be washed at least 150 times without degrading the technical qualities, provided the washing instructions are followed. We do not guarantee against small changes in colour and other cosmetical changes during the lifetime of a duvet.

In 2 years from the date of purchase, we offer the right to complaint against errors in the manufacture or in the materials used.

Protection of proprietary design is in effect where applicable.

The duvets are CE marked as medical devices class 1.

GMDN code: 36931

Design, Copyright and Production:



DUVAIR



WASHING INSTRUCTIONS

MATERIALS: Polyester micro fibre: MicroPES and Polyurethane coated MicroPES.

MicroPES fibres have Oekotex approval class 1.

Duvet can be washed at least 150 times without degrading the technical qualities.

Wash duvet before first use and always after each use.

Wash separately for the first 2 washes due to surplus dye.

In the last rinsing, a conditioner with antistatic properties should be added.



The duvets can be autoclaved at max. 134° C / 2 bar, but no sterility testing has been performed after autoclaving. We issue no guarantee that the duvets are sterile after autoclaving, but we confirm that the duvets will withstand the temperature and pressure mentioned



Wash at max. 95 ° C































Tumbler drier at max. 120 ° C

Do not dry clean

Do not Chlorine bleach

Iron at low temperature

COLOUR CODING OF ELASTIC BANDS, HOLDERS AND MARKING

	REF	ELASTIC BAND	HOLDER	MARKING
Upper body	92056	White	White	 
Long upper body	92066	Black	White	 
¾ body	92057	Black	Blue	 
Full body	92157	White	Blue	 
Universal	92556	White	Black	 
Right Sidelying	92156	White	Green	 
Left Sidelying	92166	White	Red	 
Right extension	92256	Black	Green	 
Left extension	92266	Black	Red	 
Gyn / TUR	92366	Black	Violet	 
Baby	92257	White	Pink	 
Baby bag	92258	Black	Pink	 
Right Shoulder	92456	Red	Green	 
Left Shoulder	92466	Red	Red	 
Tube	92167	White	Dark blue	 



DUVAIR

CE

0.1